

# Ministry of Education and Child Care

## *Budget 2024* Overview – Child Care

February 2024

**Budget 2024 Overview (3-Year Total)**

**Child Care (including sub-vote and Minister of State)**

\$ Billions	2024/25	2025/26	2026/27	TOTAL
<i>Budget 2023</i> Operating Budget	.863	.863	.863	2.589B
<i>Budget 2024</i> Funding Lifts	.002	.003	.003	.008B
<b>Child Care Operating Budget<sup>1</sup></b>	<b>.865B</b>	<b>.866B</b>	<b>.866B</b>	<b>2.597B</b>
Partnership Ministries <sup>2</sup>	.098	.098	.098	0.294B
Federal Funding Spending Plan <sup>3</sup>	1.036	1.161	1.161 <sup>4</sup>	3.358B
<b>Total Budget</b>	<b>1.999B</b>	<b>2.125B</b>	<b>2.125B</b>	<b>6.249B</b>

<sup>1</sup> This is net of Federal funding recoveries.

<sup>2</sup> Partnership Ministries include the Ministries of Education and Child Care (K-12), Children and Family Development, Post-Secondary Education and Future Skills and Health.

<sup>3</sup> The Federal Government has committed funding until 2025/26 through the Canada-British Columbia Early Learning and Child Care (ELCC) Bi-lateral Agreement (Bi-lateral ELCC Agreement) and the Canada-British Columbia Canada-Wide ELCC (CW-ELCC) Agreement. The agreements allow for spending deferrals and some of the annual spending is related to prior year carry forwards.

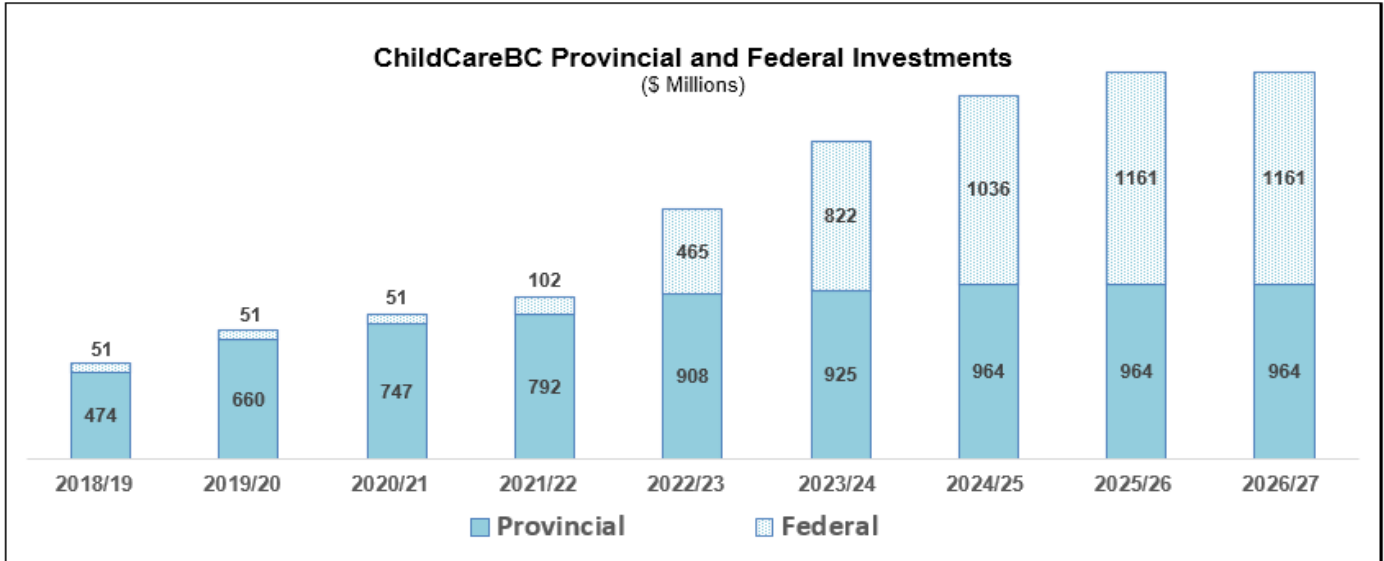
<sup>4</sup> Federal funding in 2026/27 is an estimate and subject to change based on future negotiations with the Government of Canada.

**Key Messages**

- *Budget 2024* provides an additional \$7.5M in operating funding for the division over three years to fund wage lifts related to the 2022 Shared Recovery Mandate.
- *Budget 2024* also maintains existing funding, including: fee reductions for 0-5 and school age child care; wage enhancements; new space creation; and for child care and early learning on school grounds, including Seamless Day Kindergarten, JustB4 Preschool, StrongStart BC and Integration Inquiry Project.
- In February 2024 the Canada-British Columbia Early Learning and Child Care Agreement and the Canada-Wide Early Learning and Child Care Agreement were amended to include the action plans for 2023/24 to 2025/26. The priority areas for investment over the three-year action plans include:
  - \$1.77B to improve affordability by working towards achieving an average fee of \$10 a Day through Child Care Fee Reduction Initiative and the continued expansion of the \$10 a Day ChildCareBC initiative to reach 20,000 spaces by 2025/26;
  - \$430.0M to increase access by supporting the development and expansion of child care facilities to create 30,000 new spaces for children under six by 2025/26 and 40,000 by 2027/28;
  - \$248.2M to support quality care by providing funding to early childhood professionals to address challenges in recruitment and retention, support professional development and increase the Early Childhood Educator Wage Enhancement by an additional \$2 per hour (\$6 per hour total);
  - \$127.5M to enhance inclusive child care investments, such as the Supported Child Development and Aboriginal Supported Child Development programs;
  - \$254.9M to support Indigenous-led child care by maintaining and expanding a suite of culturally based Indigenous programs; and
  - \$189.8M for administrative support, including staffing, program and policy development, IM/IT systems and ELCC District Leads (supporting the growth of child care on school grounds).

### ChildCareBC Investments

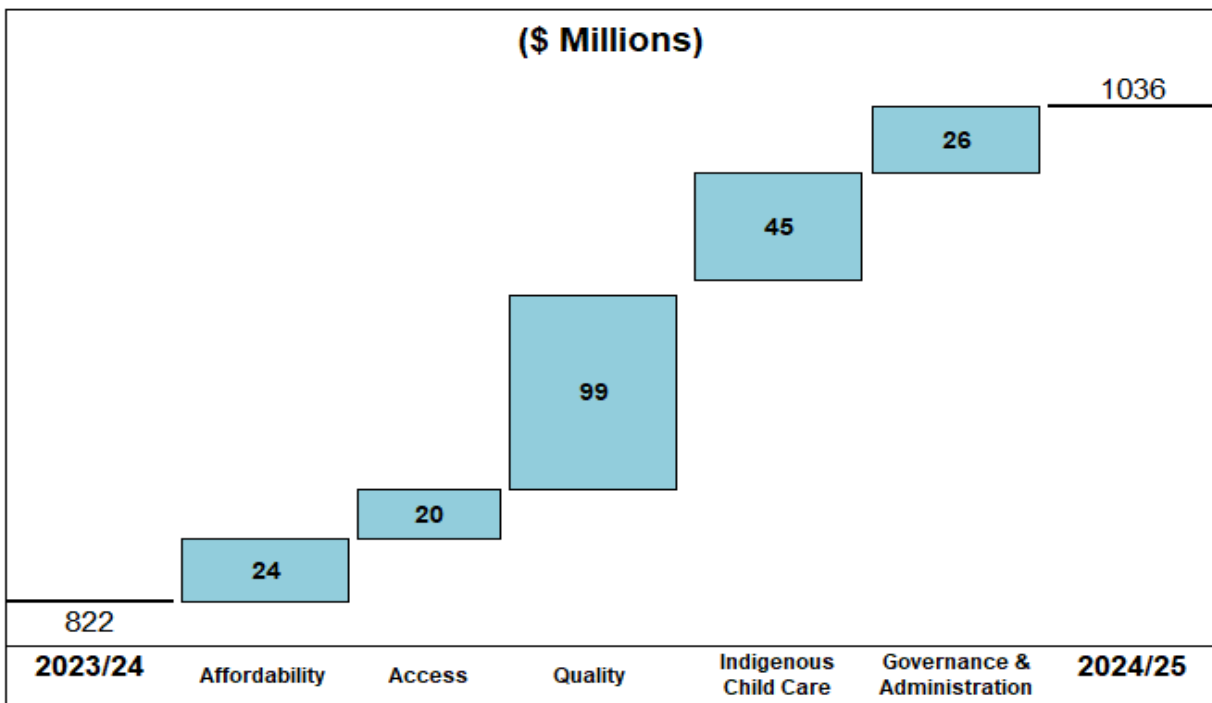
Since the introduction of the ChildCareBC in 2018, Provincial and Federal past and planned investments in building access to affordable, quality, and inclusive child care are as follows:



Note: Provincial investments include the Ministries of Education and Child Care, Children and Family Development, Post-Secondary Education and Future Skills and Health. Federal investments include funding through the Bi-lateral ELCC and CW-ELCC agreements. Data per Estimates.

### 2023/24 to 2024/25 Federal Funding Changes

From 2023/24 to 2024/25, there is a \$214M increase in federal funding, distributed by priority area of investment, as follows:



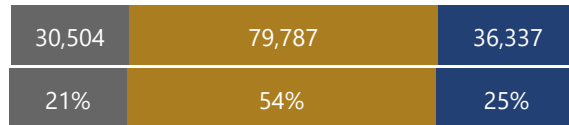


### Child Care Sector

#### Child Care Spaces

# 146,628

Monthly Average

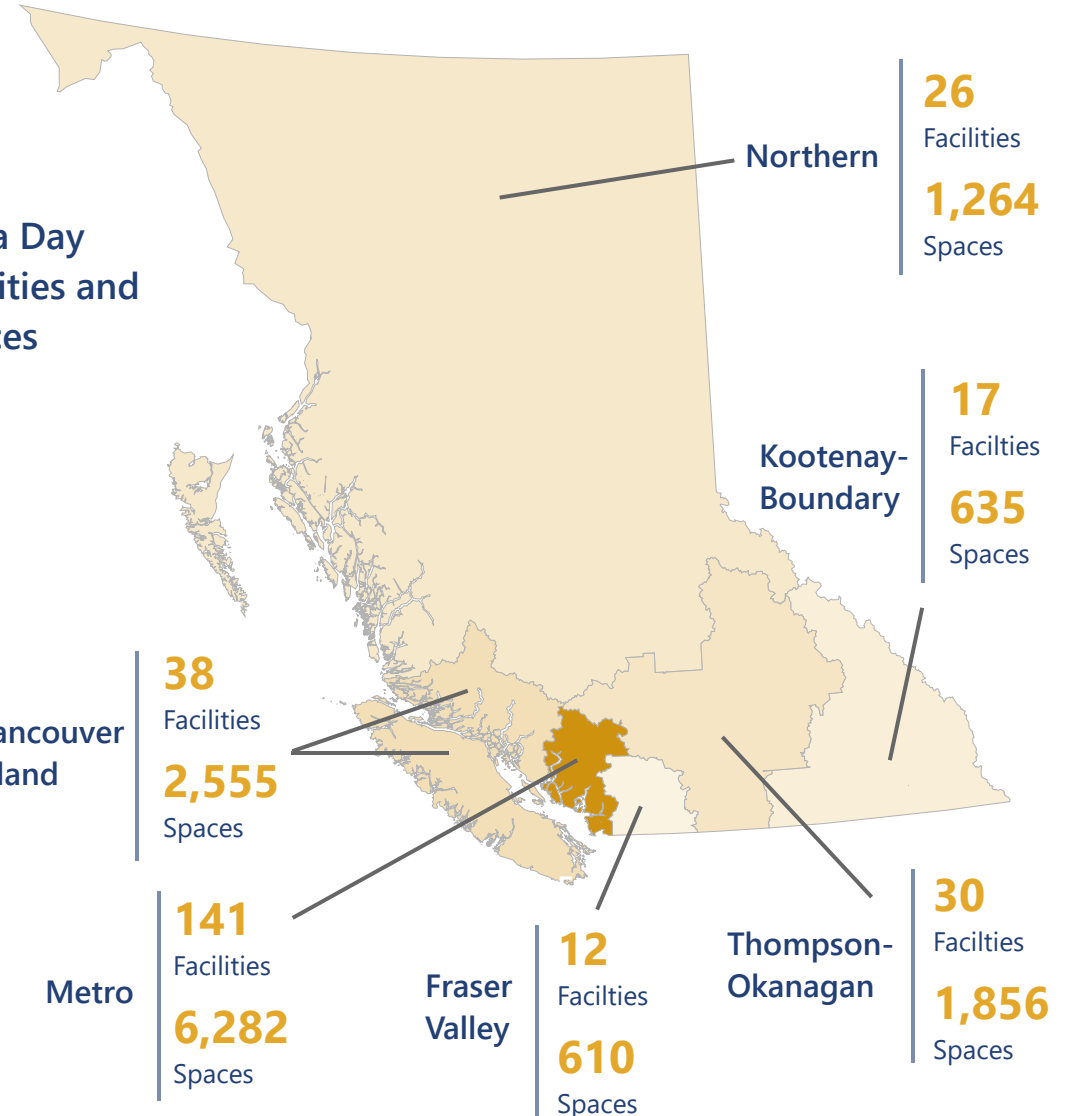


● Under 3 ● Ages 3 to 5 ● Ages 6 to 12

#### Child Care Space Growth since 2018

From **111,000** spaces in 2017/2018 to **146,628** spaces in 2023/2024, an increase of **35,628** spaces

#### \$10 a Day Facilities and Spaces



#### Supports for Families

# 142,056

Spaces with Reduced Fees - Monthly Average

# 13,203

\$10 a Day Spaces

# 128,854

Child Care Fee Reduction Initiative Spaces

# 35,022

Moderate/Low Income Children Receiving Benefits

#### Supports for Workers

Early Childhood Educators Receiving Wage Enhancements

# 13,536

Median ECE Wage Including Wage Enhancement

# \$29